

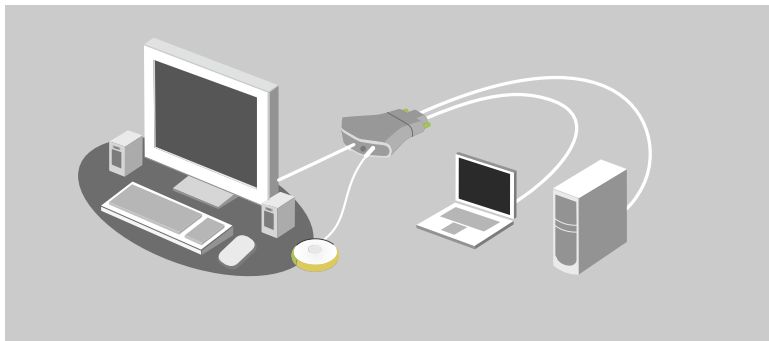
Package Contents

- Remote
- KVM Switch with Cables
- Audio Extension Cable
- 5V, 2.6A Power Adapter

Introduction

Congratulations and thank you for purchasing Flip. Flip is easy to set up and use, and comes with everything you need to share one monitor, keyboard, mouse, and one set of speakers between your two computers. No additional cables or software are required.

The diagram below shows a typical Flip setup. The remote sits on your desk and connects—along with your monitor, keyboard, mouse, and speakers—to the KVM Switch. The Switch is connected to your two computers using the included cables.



System Requirements

Monitor


Flip DVI-D supports DVI monitors, including Apple Cinema Display® monitors, and supports both single-link and dual-link video modes. Flip DVI-D does not support analog monitors or video cards (VGA).



DVI-D connection

Keyboard/Mouse

Flip fully supports a Mac® or PC keyboard and mouse with a USB connection, including all special-function keys.



USB connection

Computers

Flip DVI-D can be used with any Mac or PC desktop or notebook computer that supports DVI monitors and USB keyboard and mouse connections, and that runs on one of these operating systems:

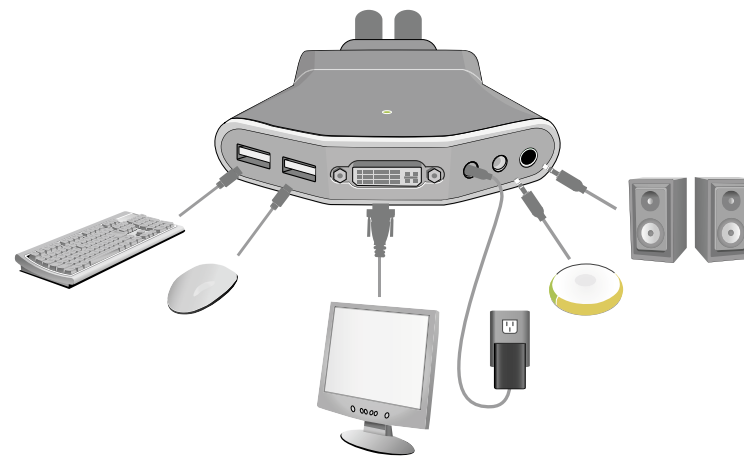
- Mac OS® X v10.3 and above
- Windows® 2000, XP, 2003, Vista™
- Linux® *

*Switching can only be performed using the Flip button.

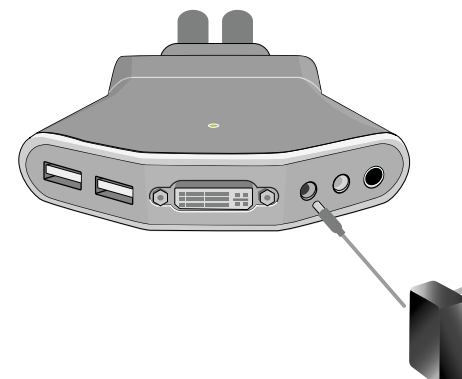
Installing your Flip

Before you begin, make sure that your USB keyboard and mouse work properly with both computers, and that both computers are powered on. However, the monitor must be powered off.

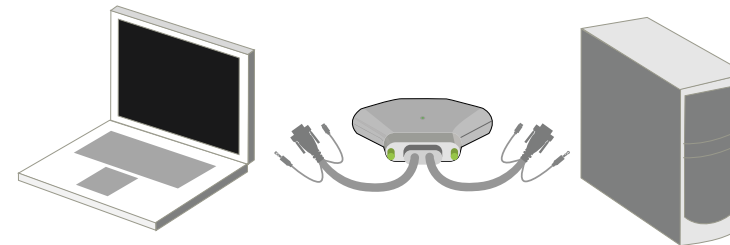
1. Connect your monitor, keyboard, mouse, and speakers to the Switch. Then, connect the remote to the base. Place the remote anywhere on your desk.



2. Connect the power adapter to the KVM Switch and plug it into a power outlet.



3. Connect one set of cables to the monitor, USB, and speaker ports on your first computer. Wait for your computer to recognize the new USB device (Flip). Then connect the other set of cables to the monitor, USB, and speaker ports on your second computer. If the cable is not long enough to connect to your speaker port, use the included audio extension cable.



4. Power on the monitor.

You are now ready to use your Flip.

Flip Tip:
Keep the KVM Switch behind your computers to keep your desk free of cable clutter.

Belkin Tech Support

US: 310-898-1100, ext. 2263
 800-223-5546, ext. 2263
 UK: 0845 607 77 87
 Australia: 1800 235 546
 New Zealand: 0800 235 546
 Singapore: 800 616 1790
 Europe: www.belkin.com/support

Belkin International, Inc.

501 West Walnut Street
 Los Angeles, CA 90220, USA
 310-898-1100
 310-898-1111 fax

Belkin Ltd.

Express Business Park, Shipton Way
 Rushden, NN10 6GL, United Kingdom
 +44 (0) 1933 35 2000
 +44 (0) 1933 31 2000 fax

© 2007 Belkin International, Inc. All rights reserved. All trade names are registered trademarks of respective manufacturers listed. Mac, Mac OS, and Apple Cinema Display are trademarks of Apple Inc., registered in the U.S. and other countries. Windows and Vista are either registered trademarks or trademarks of Microsoft Corporation in the United States and/or other countries.

**Using your Flip**

When you power up your computers, your first computer's desktop will appear on your monitor. You are now ready to use that computer as if it were directly connected to your monitor, keyboard, mouse, and speakers.

To flip access to your other computer, simply press the remote. Your other computer's desktop will appear on your monitor. You are now ready to use your other computer as if it were directly connected to your monitor, keyboard, mouse, and speakers. Press the remote each time you want to flip access from one computer to the other

**Optional Software**

You can install software onto your computers that will allow you to flip between computers using a desktop icon or keyboard hot-key sequence. The software will also allow you to listen to music files on one computer while you work on the other. To download the free software, please visit our website at www.belkin.com/flip.

The software can be used with computers that run on one of these operating systems:

- Mac OS X v10.3 and above
- Windows 2000, XP, 2003, Vista

Note: For a list of frequently asked questions and troubleshooting tips, please visit our website at www.belkin.com/flip.

FCC Statement**DECLARATION OF CONFORMITY WITH FCC RULES FOR ELECTROMAGNETIC COMPATIBILITY**

We, Belkin International, Inc., of 501 West Walnut Street, Compton CA 90220, declare under our sole responsibility that the product F1DG102D, to which this declaration relates: Complies with Part 15 of the FCC Rules. Operation is subject to the following two conditions:

(1) this device may not cause harmful interference, and (2) this device must accept any interference received, including interference that may cause undesired operation.

CE Declaration of Conformity

We, Belkin International, Inc., declare under our sole responsibility that the F1DG102D, to which this declaration relates, is in conformity with Emissions Standard EN55022 and with Immunity Standard EN55024, LVP EN61000-3-2, and EN61000-3-3.

ICES

This Class B digital apparatus complies with Canadian ICES-003. Cet appareil numérique de la classe B est conforme à la norme NMB-003 du Canada.

Belkin International, Inc., Limited 3-Year Product Warranty**What this warranty covers.**

Belkin International, Inc. ("Belkin") warrants to the original purchaser of this Belkin product that the product shall be free of defects in design, assembly, material, or workmanship.

What the period of coverage is.

Belkin warrants the Belkin product for three years.

What will we do to correct problems?

Product Warranty.

Belkin will repair or replace, at its option, any defective product free of charge (except for shipping charges for the product).

What is not covered by this warranty?

All above warranties are null and void if the Belkin product is not provided to Belkin for inspection upon Belkin's request at the sole expense of the purchaser, or if Belkin determines that the Belkin product has been improperly installed, altered in any way, or tampered with. The Belkin Product Warranty does not protect against acts of God (other than lightning) such as flood, earthquake, war, vandalism, theft, normal-use wear and tear, erosion, depletion, obsolescence, abuse, damage due to low voltage disturbances (i.e. brownouts or sags), non-authorized program, or system equipment modification or alteration.

How to get service.

To get service for your Belkin product you must take the following steps:

1. Contact Belkin International, Inc., at 501 W. Walnut St., Compton CA 90220, Attn: Customer Service, or call (800)-223-5546, within 15 days of the Occurrence. Be prepared to provide the following information:
 - a. The part number of the Belkin product.
 - b. Where you purchased the product.
 - c. When you purchased the product.
 - d. Copy of original receipt.
2. Your Belkin Customer Service Representative will then instruct you on how to forward your receipt and Belkin product and how to proceed with your claim.

Belkin reserves the right to review the damaged Belkin product. All costs of shipping the Belkin product to Belkin for inspection shall be borne solely by the purchaser. If Belkin determines, in its sole discretion, that it is impractical to ship the damaged equipment to Belkin, Belkin may designate, in its sole discretion, an equipment repair facility to inspect and estimate the cost to repair such equipment. The cost, if any, of shipping the equipment to and from such repair facility and of such estimate shall be borne solely by the purchaser. Damaged equipment must remain available for inspection until the claim is finalized. Whenever claims are settled, Belkin reserves the right to be subrogated under any existing insurance policies the purchaser may have.

How state law relates to the warranty.

THIS WARRANTY CONTAINS THE SOLE WARRANTY OF BELKIN. THERE ARE NO OTHER WARRANTIES, EXPRESSED OR, EXCEPT AS REQUIRED BY LAW, IMPLIED, INCLUDING THE IMPLIED WARRANTY OR CONDITION OF QUALITY, MERCHANTABILITY OR FITNESS FOR A PARTICULAR PURPOSE, AND SUCH IMPLIED WARRANTIES, IF ANY, ARE LIMITED IN DURATION TO THE TERM OF THIS WARRANTY.

Some states do not allow limitations on how long an implied warranty lasts, so the above limitations may not apply to you.

IN NO EVENT SHALL BELKIN BE LIABLE FOR INCIDENTAL, SPECIAL, DIRECT, INDIRECT, CONSEQUENTIAL OR MULTIPLE DAMAGES SUCH AS, BUT NOT LIMITED TO, LOST BUSINESS OR PROFITS ARISING OUT OF THE SALE OR USE OF ANY BELKIN PRODUCT, EVEN IF ADVISED OF THE POSSIBILITY OF SUCH DAMAGES.

This warranty gives you specific legal rights, and you may also have other rights, which may vary from state to state. Some states do not allow the exclusion or limitation of incidental, consequential, or other damages, so the above limitations may not apply to you.