



security



wireless



wired



router









modem



internet

Network Status Display

Icon	Lit solid in blue:	Blinking in amber:
 internet	Connected to the Internet	Not possible to connect to the Internet. There may be a problem with your modem line or filter. Contact your Internet service provider (Router cannot "ping" Internet).
 modem	Modem is on, Router is able to communicate with it	If you see this during initial setup, make sure that you are using the correct ISP login/password (correct in Setup Assistant, if necessary). If it appears during daily use, check your modem and make sure it's powered on and functioning properly. Power cycle your modem, then your Router. If the problem continues, contact your Internet service provider for help.
 router	Blinking: Router is starting up Solid: Router is working properly	Not applicable
 (radio waves)	Wireless functionality is enabled	Not applicable
 wired	At least 1 wired computer is successfully connected to the Router	Wired computer conflict: Turn off all wired computers, then turn them back on, one at a time .
 wireless	At least 1 wireless computer is successfully connected to the Router	One of your wireless computers has the wrong key and is not able to connect; reconnect from that computer and, when prompted, enter correct key.



North America <http://www.belkin.com>
Click on Support Center > Networking Support

1 (800) 2BELKIN, ext. 2263
Available 24/7

UK <http://www.belkin.com/uk/>
Click on Support Centre > Networking Support

00 800 223 55 460
Available 24/7

Australia <http://www.belkin.com/au/>
Click on Support Centre

1 800 BELKIN
Available Monday–Friday 08:00–20:00
Sydney time zone, closed public holidays

New Zealand <http://www.belkin.com/au/>
Click on Support Centre

0 800 BELKIN
Available Monday–Friday 08:00–20:00
Sydney time zone, closed public holidays