

BELKIN®

Wireless G+ MIMO Notebook Card

Here's what it does

The G+ MIMO Notebook Card connects your notebook computer to your wireless network. With a wireless router as the central connection point for your network, your computers can share files, printers, hard drives and - via a DSL modem - broadband access to Internet.



What is Wireless G+ MIMO?

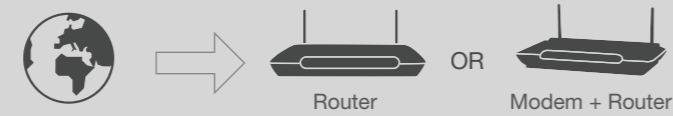
Wireless G+ MIMO (Multiple Input Multiple Output) is based on a smart antenna technology that builds upon the widely deployed 802.11g standard by increasing speed, coverage, and reliability of wireless systems. Wireless G+ MIMO is ideal for users looking for greater range and faster speeds for downloading music from the Internet, sharing photos, and gaming online.

Network Security

Belkin has included best-in-class security features in this wireless networking product: Wi-Fi Protected Access (WPA2) provides enhanced encryption, while Media Access Control (MAC) address filters ensure that you can define which computer gains access to your network. Stateful Packet Inspection (SPI) and Network Address Translation (NAT) double your Firewall and safeguard your network from Internet intruders.

Here's what you need:

To Share the Internet



To Connect a Laptop



Wireless G+ MIMO Notebook Card

Package Includes

Wireless G+ MIMO Notebook Card
Quick Installation Guide
Installation Software CD
User Manual on CD

System Requirements

PC-compatible computer with one available 32-bit CardBus-compatible slot
Windows® 2000 or XP

Specifications

Interface

32-bit CardBus

Network Standards

IEEE 802.11b, IEEE 802.11g

Security

WPA, WPA2

64-bit, 128-bit WEP encryption

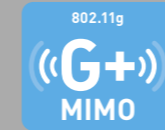
OS Support

Windows 2000, XP



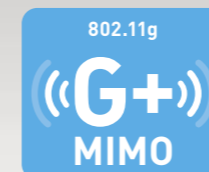
BELKIN®

Wireless G+ MIMO Notebook Card




BELKIN®

Wireless G+ MIMO Notebook Card



Connect your notebook computer to a wireless network



- Adds hi-speed wireless networking capabilities to any notebook
- Compatible with 802.11b and 802.11g devices
- Lifetime Warranty and FREE Tech Support

Wireless G+ MIMO Notebook Card



3 Easy Steps

Please refer to the Quick Installation Guide for detailed instructions



Step 1
Insert the CD into your CD-ROM drive



Step 2
Insert the Notebook Card into an available CardBus slot



Step 3
Start networking

BELKIN®

Wireless G+ MIMO Notebook Card

BELKIN®
www.belkin.com

Belkin Ltd.
+44 (0) 1933 35 2000
Rushden, United Kingdom


Version #

© 2006 Belkin Corporation. All rights reserved. All trade names are registered trademarks of respective manufacturers listed. The "Wi-Fi CERTIFIED" logo is a certification mark of the Wi-Fi Alliance. The mark Wi-Fi is a registered mark of the Wi-Fi Alliance. *Range and speed is determined using a Belkin Wireless G Plus MIMO Router (F5D9230-4) and a Wireless G Plus MIMO USB Network Adapter (F5D9050). The Wireless G Plus MIMO "10x Faster than IEEE 802.11b Downloads" statement refers to a comparison between Belkin's Wireless G Plus MIMO technology and the Belkin 802.11b family of products. Actual speeds will be lower due to interference, network traffic, and other environmental factors.

Tech Support

00 800 223 55 460

http://www.belkin.com



Made in China
P57747uk
Part # F5D9010uk



7 22868 58845 1

OPERATES ON CHANNELS 1-13